




## ADVANCING HIGH-VALUE U.S. GOLD ASSETS

Paramount Gold is a U.S.-focused exploration and development company advancing a portfolio of high-value gold assets across ~50,000 acres in Oregon and Nevada. The Company's flagship Grassy Mountain project in eastern Oregon is an advanced-stage development asset nearing final permitting, while the past-producing Sleeper project in Nevada provides additional development upside.



### TIER-1 U.S. PORTFOLIO

100% owned gold assets in **Oregon and Nevada**

---

Advancing two development-stage projects, including **Oregon's first modern gold mine**

---

**>50,000 acres**  
Large land position with exploration upside

**4+ Moz**  
Total gold resources



### GRASSY MOUNTAIN OREGON

#### ON TRACK TO BECOME OREGON'S FIRST MODERN GOLD MINE

- ✓ Included in FAST-41 program
- ✓ Federal approval received
- ✓ High-grade underground gold mine
- ✓ ~47 koz per year over 8-year initial mine life
- ✓ Strong economics:  
**\$114M NPV | 23% IRR | 3.3-year payback\***
- ✓ Feasibility study update underway
- ✓ Expected to generate significant local employment and economic impact in Malheur County



### SLEEPER NEVADA

#### LARGE-SCALE GOLD ASSET WITH LOW-COST PATH TO DEVELOPMENT

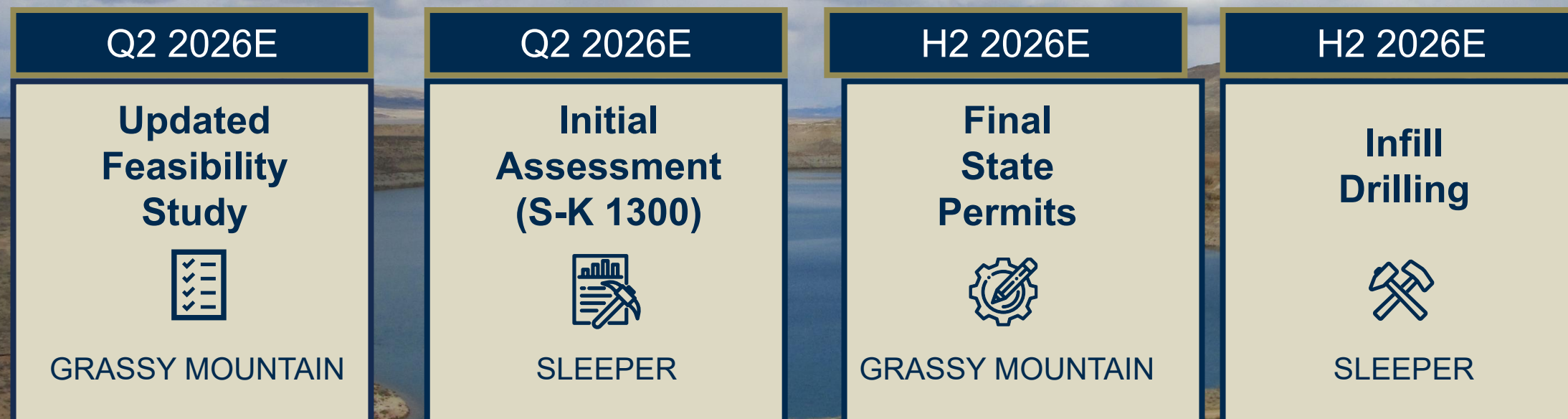
- ✓ ~3 Moz gold resources (1.9 Moz M&I | 1.2 Moz inferred)
- ✓ 45k+ acres surrounding historic high-grade mine (~1.7 Moz produced at ~7 g/t)
- ✓ Initial Assessment underway (SK-1300)
- ✓ Focused on oxide, mixed and surface heap-leachable material (+145 Mt)
- ✓ Staged development with accelerated cash flow potential
- ✓ Exploration upside with expansion potential
- ✓ Well-defined resource supported by extensive drilling



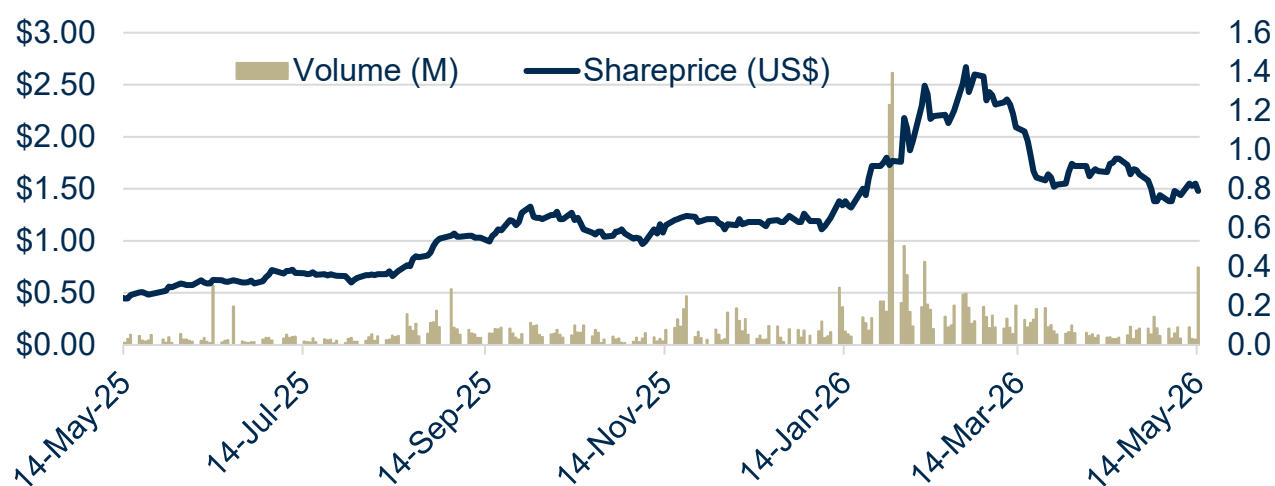
\* Based on 2022 Feasibility Study assumptions (\$1,750/oz Au)



## UPCOMING CATALYSTS



### SHARE PRICE - 12 MONTHS



### SHAREHOLDERS <sup>1</sup>

Retail	69%
Insiders	20%
Institutional	11%

**Major shareholders ~30%**  
(FCMI, Seabridge Gold, Ausenco & insiders)

### MARKET DATA <sup>2</sup>

BASIC SHARES OUTSTANDING	85.8M
FD SHARES OUTSTANDING	89.6M
SHARE PRICE	\$1.48
MARKET CAPITALIZATION	\$127M
52-WEEK HIGH-LOW	\$0.44 - \$2.71
AVG DAILY TRADING VOLUME	944,629
CASH BALANCE <sup>3</sup>	\$12.7M
<b>EV/GOLD RESOURCES (US\$/oz)</b>	<b>\$30/oz</b>
<b>P/NAV <sup>4</sup></b>	<b>0.15x</b>

NOTES:  
<sup>1</sup> Ownership calculated on a basic share basis as reported within the Company's Proxy Materials filed October 28, 2025.  
<sup>2</sup> As of May 14, 2026, Source: Yahoo!Finance.  
<sup>3</sup> Cash Balance reported in 10-Q filed on May 12, 2026.  
<sup>4</sup> Based on third-party NAV estimate.

### LEADERSHIP TEAM



**Rachel Goldman**  
CEO & Director



**Carlo Buffone**  
CFO



**Christos Theodossiou**  
Communications & Corporate Secretary



**Michael McGinnis**  
Technical Advisor & Consulting Geologist



**Andrew Bentz**  
Government & Community Affairs Consultant



**Lynn Findley**  
Government & Environmental Affairs Consultant

### BOARD OF DIRECTORS



**Rudi Fronk**  
Chairman



**John Carden**  
Director



**Christopher Reynolds**  
Director



**Eliseo Gonzalez-Urien**  
Director



**Pierre Pelletier**  
Director



**Samantha Espley**  
Director



665 Anderson Street  
Winnemucca, NV, USA 89445



+1-844-488-2233



IR@paramountnevada.com  
www.paramountnevada.com